

NOTES

- 1. All ground lines are approximate and are to be verified on-site by the builder
- 2. Use figured dimensions in preference to scaling. Refer any discrepancies back to Belle Architectural Designs before proceeding.
- 3. All agricultural pipes and retaining walls to engineer's details.
- 4. All sizes to be checked on-site by the builder
- 5. All steel structural members noted to certified by the structural engineer.
- 6. All structural concrete members noted to be certified by the structural engineer.
- 7. All timber member sizes noted to be verified by a structural engineer or timber merchant.
- 8. Plans to be read in-conjunction with Basix and assessor certificate.
- 9. Floor levels may vary +/- 150mm due to site conditions and final survey.

SITE DATA - CDC COMPLIANCE

SITE AREA: 430SQM

MINIMUM LANDSCAPE AREA (DEEP SOIL): 15% OR 64.5SQM

PROPOSED LANDSCAPE AREA (DEEP SOIL) 116SQM OR 26.9%

IMPERVIOUS AREA MAXIMUM: 70% OR 301SQM.

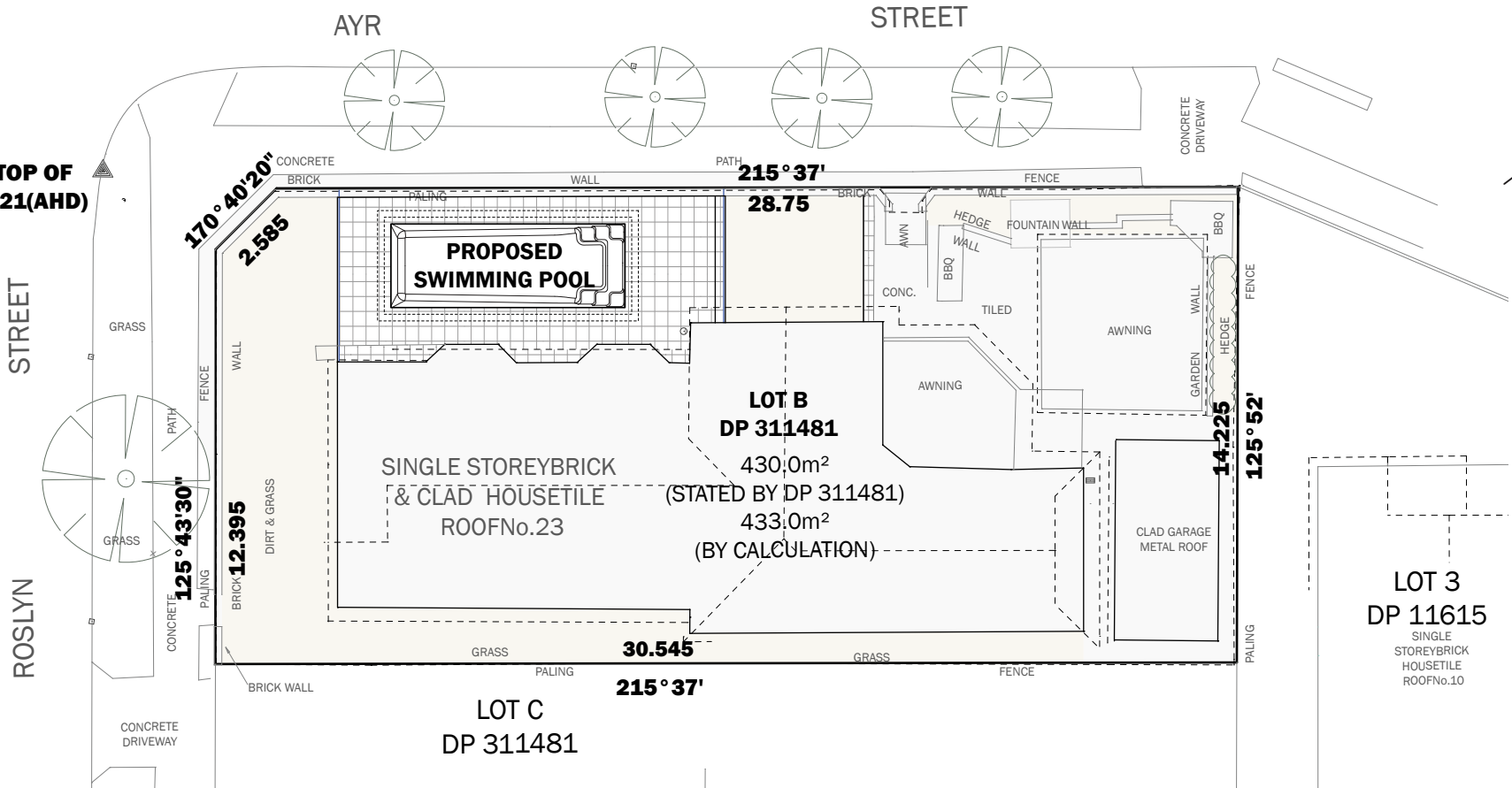
IMPERVIOUS AREA PROPOSED: 69% OR 296SQM.

POOL VOLUME: HARMONY - 20,300L

COMPLIANT WITH CANTERBURY DEVELOPMENT CONTROL PLAN 2012

NOTE: SWIMMING POOL OVERFLOW TO BE CONNECTED TO EXISTING SEWER SYSTEM.

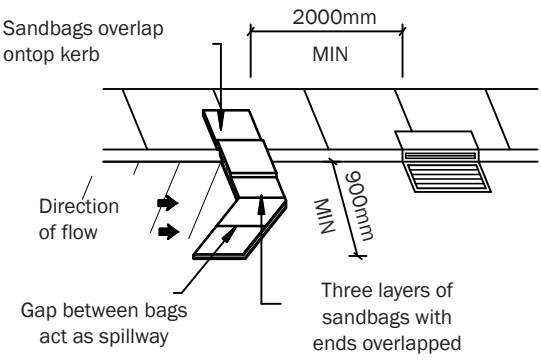
BM,NAIL INTOP OF KERBRL: 14.21(AHD)



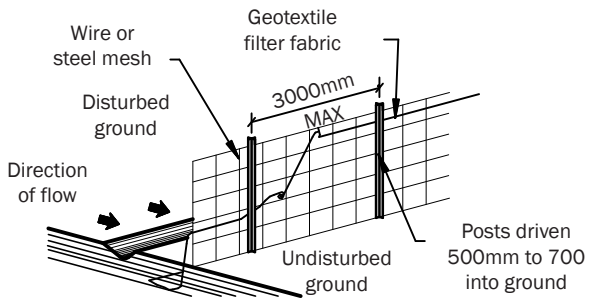
SITE PLAN 1:200

NOTE:
PROPOSED SWIMMING POOL AND SURROUNDS SHALL BE NO GREATER THAN 600MM ABOVE EXISTING GL.
SWIMMING POOL SAFETY FENCING & SWIMMING POOL SHALL COMPLY WITH;

- COUNCIL DCP CODES
- BUILDING CODE OF AUSTRALIA
- SWIMMING POOLS ACT 1992-NO.49
- SWIMMING POOL SAFETY AS 1926.1-2007
- SWIMMING POOL SAFETY AS 1926.2-2007
- SWIMMING POOL SAFETY AS 1926.1-2012



KERB INLET SEDIMENT TRAP



SLIT FENCE DETAIL



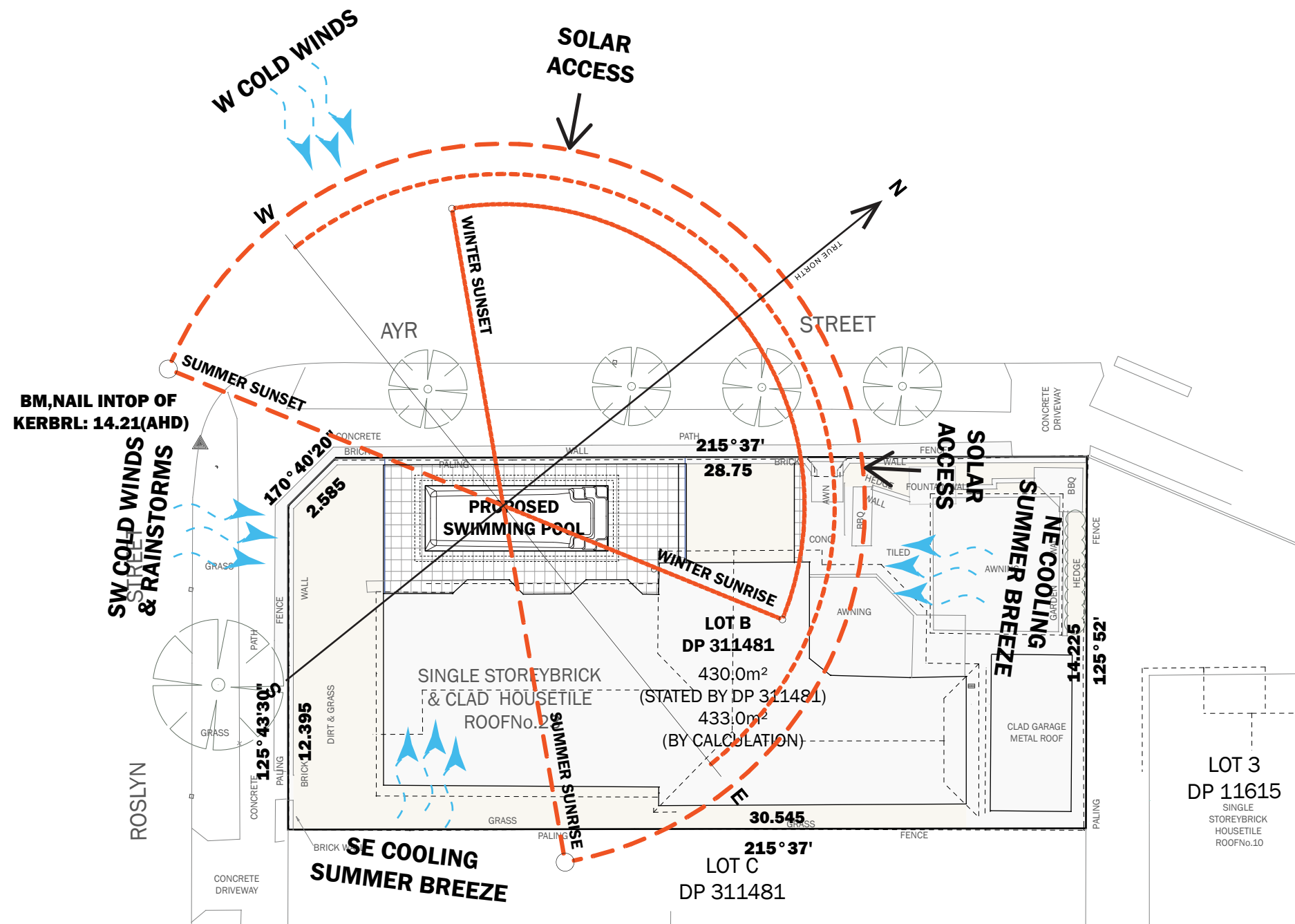
belle
architectural
designs

DRAWING TITLE: SITE PLAN
SCALE: 1:200@A3
ADDRESS: 23 ROSLYN ST. ASHBURY NSW 2193
CLIENT: ROBERT & SHANI

JOB NUMBER: 0606231
ISSUE: DA SUBMISSION
DATE: 06/06/2023
SHEET NUMBER: 1
DRAWING NUMBER: 101

GENERAL NOTES
• REFER TO FIGURED DIMENSIONS ONLY DO NOT SCALE.
• VERIFY ALL DIMENSIONS ON SITE AND REFER ANY DISCREPANCIES BEFORE PROCEEDING WITH THE WORKS TO BELLE ARCHITECTURAL DESIGN.
• THIS DRAWING IS TO BE READ IN CONJUNCTION WITH OTHER DOCUMENTATION IN THE DRAWING SET.
• THIS DRAWING INCLUDING THE INFORMATION IT CONTAINS IS COPYRIGHT AND SHOULD NOT BE COPIED IN WHOLE OF IN PART WITHOUT THE EXPRESS WRITTEN CONSENT OF BELLE ARCHITECTURAL DESIGNS.

DRAWN BY: MY



SITE ANALYSIS PLAN 1:200



belle
architectural
designs

DRAWING TITLE: SITE ANALYSIS PLAN
SCALE: 1:200@A3
ADDRESS: 23 ROSLYN ST. ASHBURY NSW 2193
CLIENT: ROBERT & SHANI

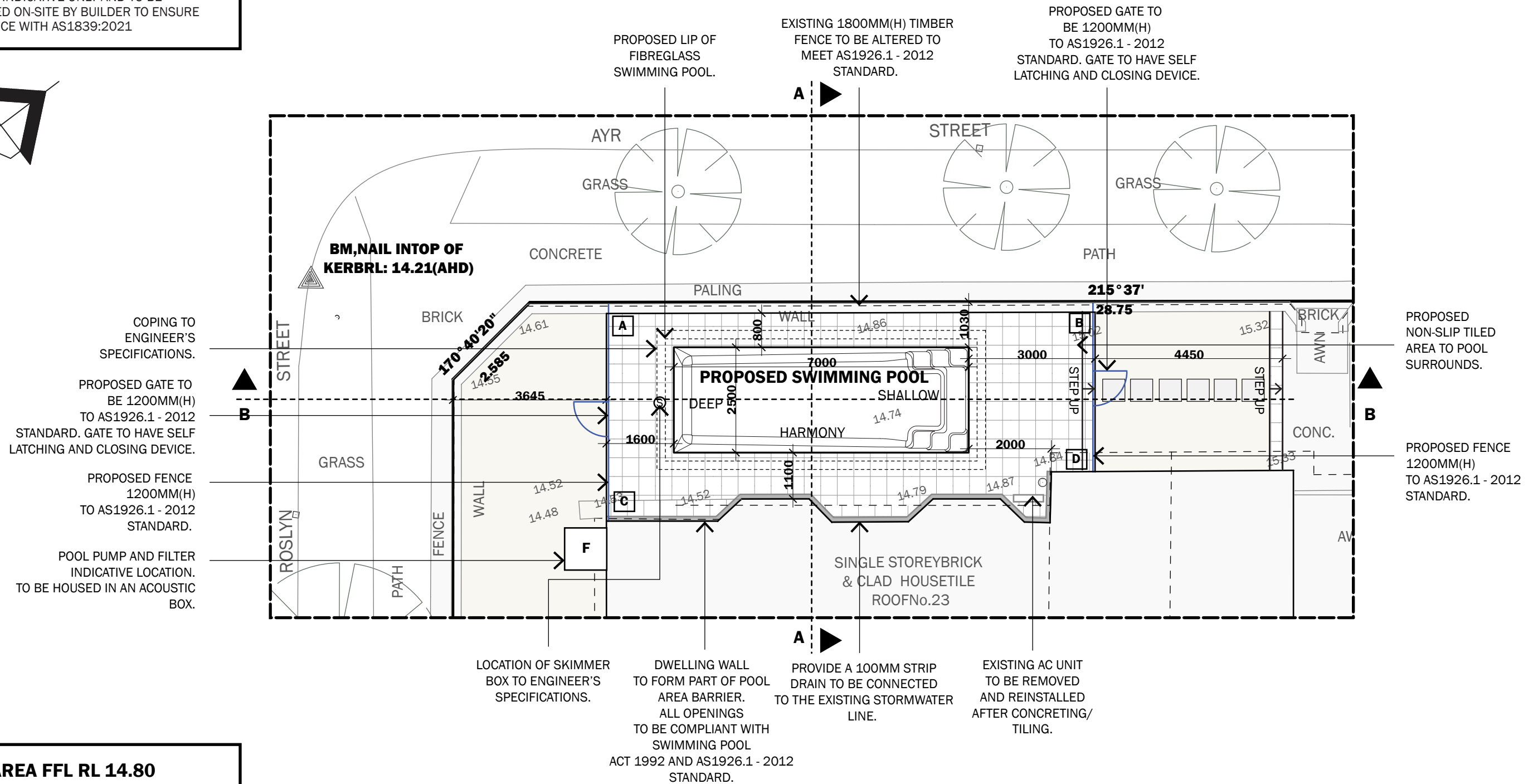
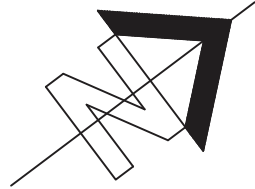
JOB NUMBER: 0606231
ISSUE: DA SUBMISSION
DATE: 06/06/2023
SHEET NUMBER: 2
DRAWING NUMBER: 102

GENERAL NOTES

- REFER TO FIGURED DIMENSIONS ONLY DO NOT SCALE.
- VERIFY ALL DIMENSIONS ON SITE AND REFER ANY DISCREPANCIES BEFORE PROCEEDING WITH THE WORKS TO BELLE ARCHITECTURAL DESIGN.
- THIS DRAWING IS TO BE READ IN CONJUNCTION WITH OTHER DOCUMENTATION IN THE DRAWING SET.
- THIS DRAWING INCLUDING THE INFORMATION IT CONTAINS IS COPYRIGHT AND SHOULD NOT BE COPIED IN WHOLE OF IN PART WITHOUT THE EXPRESS WRITTEN CONSENT OF BELLE ARCHITECTURAL DESIGNS.

DRAWN BY: MY

POOL TO BE INSTALLED TO MEET THE
REQUIREMENTS OF AS1839:2021. POOL LEVEL
SHOWN IS INDICATIVE ONLY AND TO BE
CONFIRMED ON-SITE BY BUILDER TO ENSURE
COMPLIANCE WITH AS1839:2021



A +250MM FROM NGL
B -50MM FROM NGL
C +250MM FROM NGL
D -50MM FROM NGL

SITE PLAN 1:100



belle
architectural
designs

DRAWING TITLE: FLOOR PLAN
SCALE: 1:100@A3
ADDRESS: 23 ROSLYN ST. ASHBURY NSW 2193
CLIENT: ROBERT & SHANI

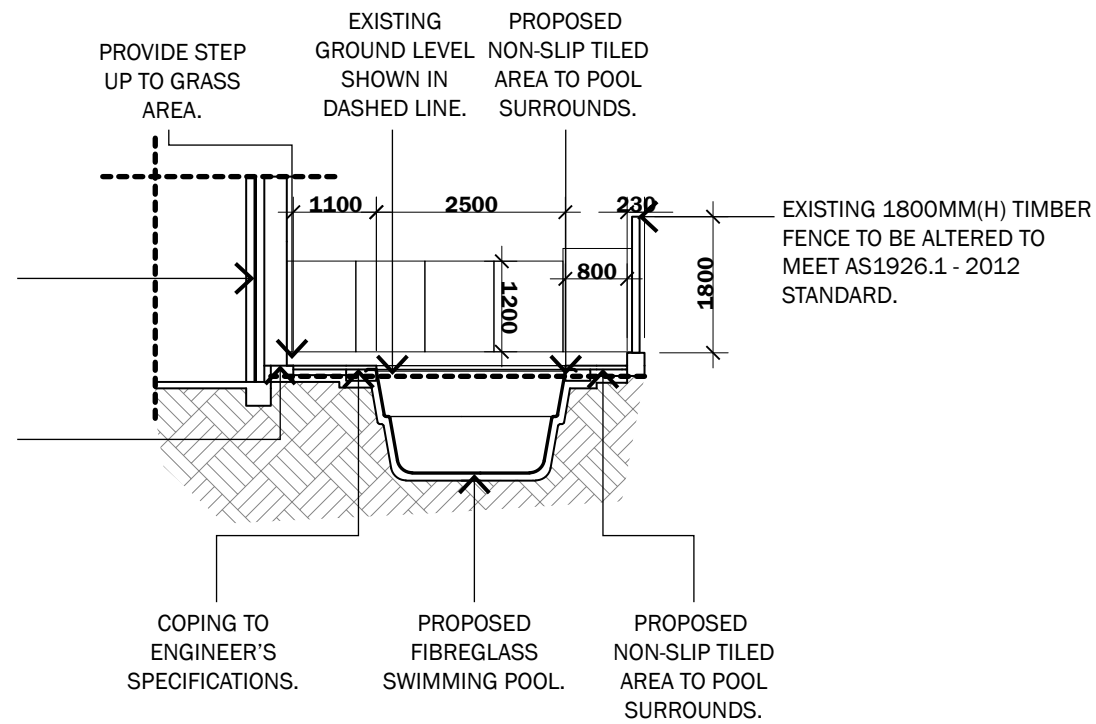
JOB NUMBER: 0606231
ISSUE: DA SUBMISSION
DATE: 06/06/2023
SHEET NUMBER: 3
DRAWING NUMBER: 103

- REFER TO FIGURED DIMENSIONS ONLY DO NOT SCALE.
- VERIFY ALL DIMENSIONS ON SITE AND REFER ANY DISCREPANCIES BEFORE PROCEEDING WITH THE WORKS TO BELLE ARCHITECTURAL DESIGN.
- THIS DRAWING IS TO BE READ IN CONJUNCTION WITH OTHER DOCUMENTATION IN THE DRAWING SET.
- THIS DRAWING INCLUDING THE INFORMATION IT CONTAINS IS COPYRIGHT AND SHOULD NOT BE COPIED IN WHOLE OF IN PART WITHOUT THE EXPRESS WRITTEN CONSENT OF BELLE ARCHITECTURAL DESIGNS.

DRAWN BY: MY

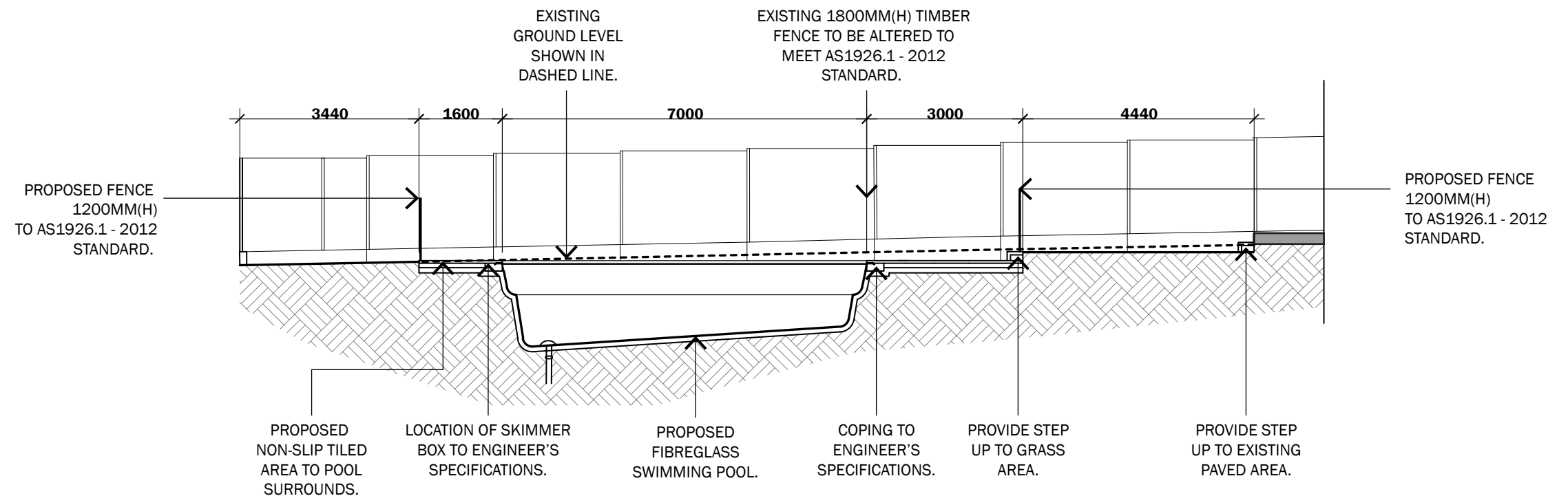
DWELLING WALL
TO FORM PART OF POOL
AREA BARRIER.
ALL OPENINGS
TO BE COMPLIANT WITH
SWIMMING POOL
ACT 1992 AND AS1926.1 - 2012
STANDARD.

PROVIDE A 100MM STRIP
DRAIN TO BE CONNECTED
TO THE EXISTING STORMWATER
LINE.



NOTE:
POOL TO BE INSTALLED TO MEET THE
REQUIREMENTS OF AS1839:2021. POOL LEVEL
SHOWN IS INDICATIVE ONLY AND TO BE
CONFIRMED ON-SITE BY BUILDER TO ENSURE
COMPLIANCE WITH AS1839:2021

SECTION A-A 1:100



SECTION B-B 1:100



belle
architectural
designs

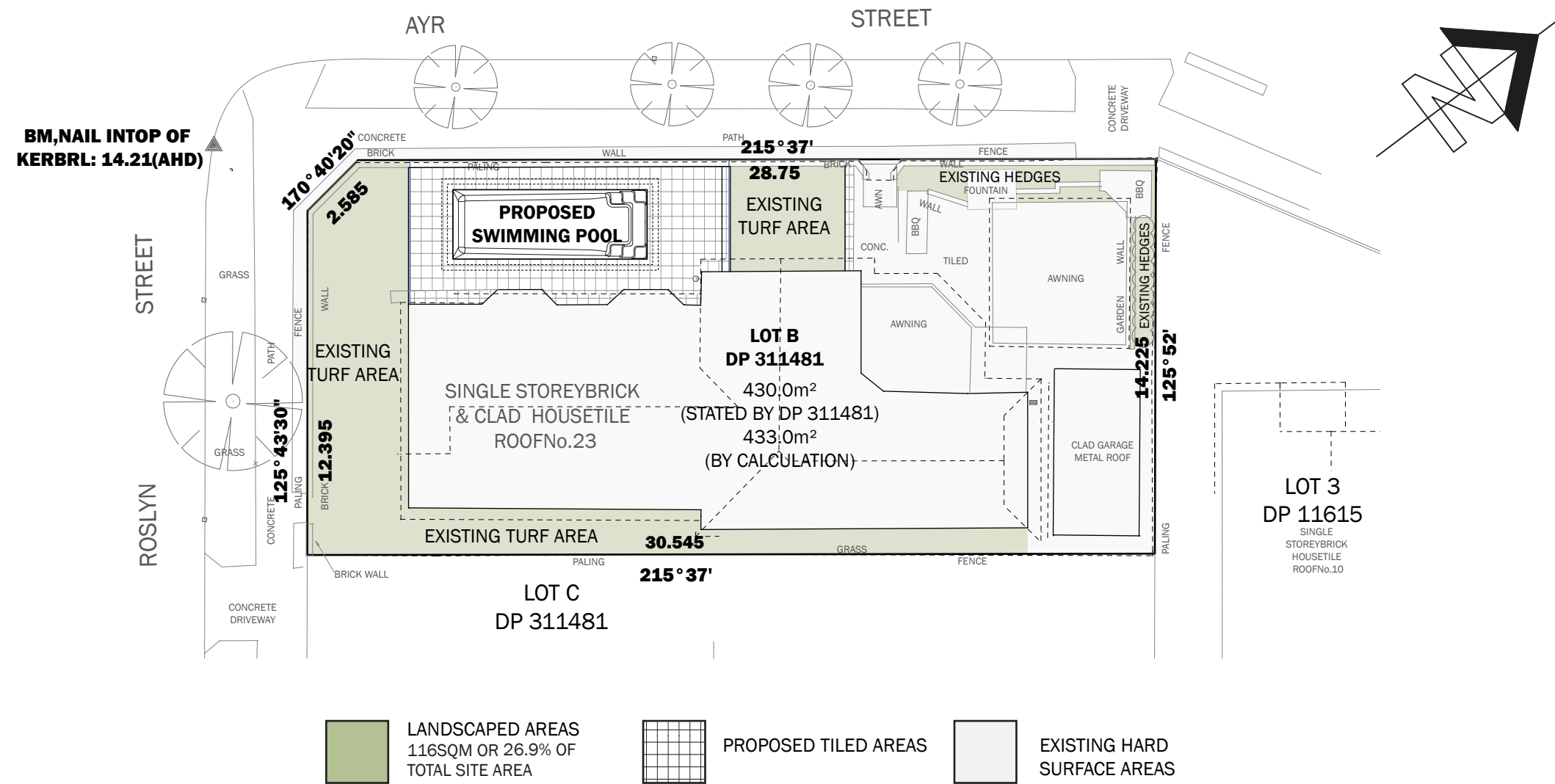
DRAWING TITLE: SECTION A-A, SECTION B-B
SCALE: 1:100@A3
ADDRESS: 23 ROSLYN ST. ASHBURY NSW 2193
CLIENT: ROBERT & SHANI

JOB NUMBER: 0606231
ISSUE: DA SUBMISSION
DATE: 06/06/2023
SHEET NUMBER: 4
DRAWING NUMBER: 104

GENERAL NOTES

- REFER TO FIGURED DIMENSIONS ONLY DO NOT SCALE.
- VERIFY ALL DIMENSIONS ON SITE AND REFER ANY DISCREPANCIES BEFORE PROCEEDING WITH THE WORKS TO BELLE ARCHITECTURAL DESIGN.
- THIS DRAWING IS TO BE READ IN CONJUNCTION WITH OTHER DOCUMENTATION IN THE DRAWING SET.
- THIS DRAWING INCLUDING THE INFORMATION IT CONTAINS IS COPYRIGHT AND SHOULD NOT BE COPIED IN WHOLE OF IN PART WITHOUT THE EXPRESS WRITTEN CONSENT OF BELLE ARCHITECTURAL DESIGNS.

DRAWN BY: MY



LANDSCAPE PLAN 1:200



belle
architectural
designs

DRAWING TITLE: LANDSCAPE PLAN
SCALE: 1:200@A3
ADDRESS: 23 ROSLYN ST. ASHBURY NSW 2193
CLIENT: ROBERT & SHANI

JOB NUMBER: 0606231
ISSUE: DA SUBMISSION
DATE: 21/09/2023
SHEET NUMBER: 5
DRAWING NUMBER: 105

GENERAL NOTES

- REFER TO FIGURED DIMENSIONS ONLY DO NOT SCALE.
- VERIFY ALL DIMENSIONS ON SITE AND REFER ANY DISCREPANCIES BEFORE PROCEEDING WITH THE WORKS TO BELLE ARCHITECTURAL DESIGN.
- THIS DRAWING IS TO BE READ IN CONJUNCTION WITH OTHER DOCUMENTATION IN THE DRAWING SET.
- THIS DRAWING INCLUDING THE INFORMATION IT CONTAINS IS COPYRIGHT AND SHOULD NOT BE COPIED IN WHOLE OF IN PART WITHOUT THE EXPRESS WRITTEN CONSENT OF BELLE ARCHITECTURAL DESIGNS.

DRAWN BY: MY